

RESIDENTIAL VENTILATION

Ubiflux Vigor ventilation units
with heat recovery



VENTILATION




ubbink

Build smart.



Ubiflux Vigor units



Pure power

Ubiflux Vigor units are extremely compact, energy efficient and offer a very high thermal efficiency with low power consumption. The result is an improved aerodynamic design thanks to the Holmak heat exchanger developed in-house.

Modern communication

Each Ubiflux Vigor has the most modern communication. All units can therefore be connected in different ways. As standard, a Ubiflux unit Vigor is equipped with an RJ12 connection as well as an eBus and a ModBus:

- The RJ12 cable is connected to a control by a 4-position regulator
- The ebus is connected to digital control and on-demand ventilation system

Many command options

As standard, all units can be connected to four CO2 detectors and have a direct connection to a moisture sensor on the pcb. The three-way valve allows connection of up to eight CO2 detectors. The dongle connection on the unit is very convenient to scan the unit as an installer and to use wireless detectors in the future. The Plus module has a (W)LAN connection and two connections 0-10V. The Ubiflux Home app can therefore be used easily, this application offers the ability to monitor different circumstances for the perfect air quality.



Ubiflux Vigor wall units

Compact and energy efficient



Ubiflux Vigor wall units are very compact and energy efficient. The units are ready for direct assembly and do not require any adaptation on the site. Ubiflux Vigor units are available in left and right versions. All units are available with four top connections. The Ubiflux Vigor W325 and W400 are also available with 2 connections upper and 2 lower connections. For the maintenance and replacement of filters, you can rely on the maintenance wizard and intelligent help from the device.

- Extremely compact and energy-efficient unit with a very high thermal efficiency
- Constant flow 2.0 offering very precise balanced extraction and supply
- TFT touch screen display with a clear menu structure, including installation and maintenance wizards
- Convenient maintenance and a minimum of spare parts
- Siphon with ball included

The Ubiflux Vigor units are available with following ventilation capabilities:

- Ubiflux Vigor W225 50 - 225 m³/h @ 200Pa
- Ubiflux Vigor W325 50 - 325 m³/h @ 200Pa
- Ubiflux Vigor W400 50 - 400 m³/h @ 200Pa
- Ubiflux Vigor W600 50 - 600 m³/h @ 200Pa (available Q4 2021)

← Ubiflux Vigor W225 fits perfectly into small dwellings and apartments.

The Plusprint Ubiflux Vigor / Ubiflux Home

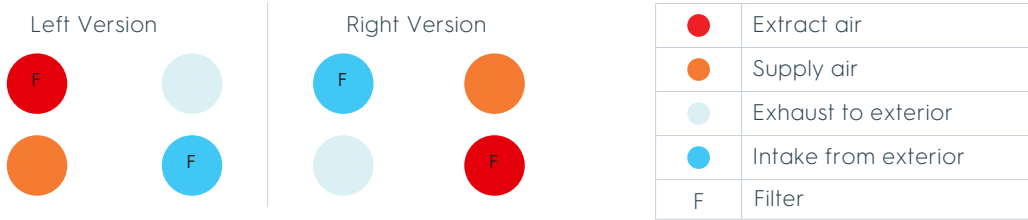
The Plusprint Ubiflux Vigor offers many possibilities to use the ventilation system at peak times and/or in exceptional situations. The module also offers advantages practices for the installer.

- Connection (W)Lan
- 2 input external switch cards
- 2 output external switch cards



- E comfort in the home
- Remote control
- Guarantee of an indoor climate optimal
- Easy to install
- Easy service and maintenance

Left hand and Right hand models

The Ubiflux Vigor units are available in left and right models. In a L/H model, the connections "hot" (from the dwelling and towards the dwelling) are to the left of the unit. The siphon (or condensate trap) is then mounted in the opening right below the unit. In a right version, the "hot" connections (from the dwelling and to the dwelling) are found on the right side of the unit. This position ensures better fan airflow and has a positive effect on efficiency and consumption energy.



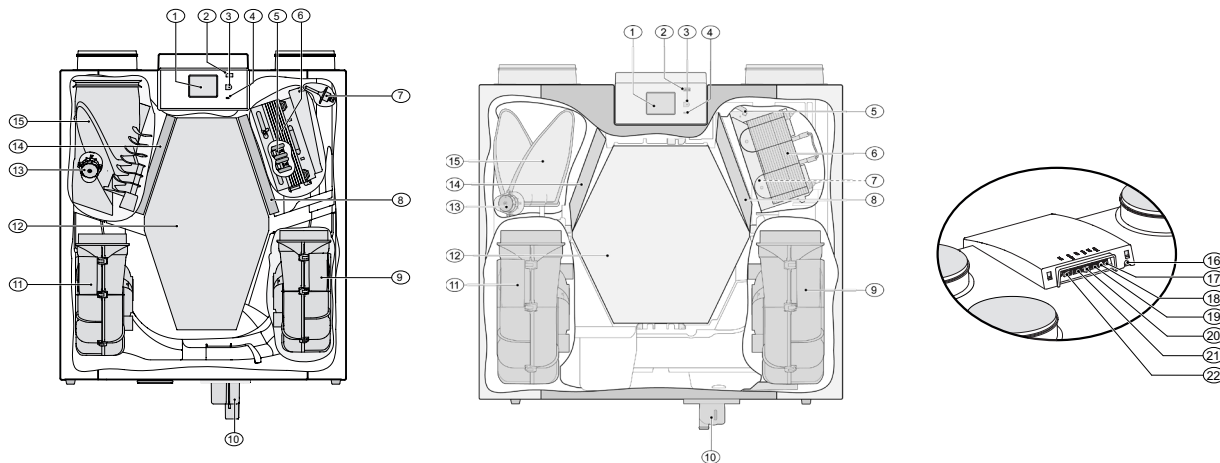
Technical Specifications

	Ubiflux VIGOR W225 4/0	Ubiflux VIGOR W325 4/0	Ubiflux VIGOR W400 4/0
			
Application	Small apartments / studio	Average houses	Larger houses
General data			
Execution 2/2	No	Yes	Yes
Dimensions	650 x 600 x 455 mm	750 x 650 x 560 mm	750 x 650 x 560 mm
Spigot Dimensions	4 x Ø 125	4 x Ø 160	4 x Ø 180
Preheater	Continu 0-700 W	Continu 0-1000 W	Continu 0-1000 W
Filter class	G4 (ISO Coarse ≥ 60%)	G4 (ISO Coarse ≥ 60%)	G4 (ISO Coarse ≥ 60%)
Unit weights	29 kg	37 kg	37 kg
SFP	0,17 W/m³/h	0,15 W/m³/h	0,17 W/m³/h
Siphon	Standard	Standard	Standard
Ventilation capacity	50-225 m³/h @ 200 Pa	50-325 m³/h @ 200 Pa	50-400 m³/h @ 200 Pa
Energy label			
Energy class	A A+ *	A A+ *	A A+ *
Sound power	39 dBA	41 dBA	41 dBA
EPB data			
Electrical inout	DC	DC	DC
Power per fan	42 Watt	59 Watt	77 Watt
Efficiency	89% => 125 m³/h	88% => 224 m³/h	87% => 297 m³/h
	87% => 175 m³/h	87% => 275 m³/h	85% => 401 m³/h
	85% => 225 m³/h	86% => 322 m³/h	
Automatic control	Yes	Yes	Yes
Summer bypass	Completely	Completely	Completely

Ubiflux filters, an essential element

Each Ubiflux Vigor ventilation unit is equipped with two filters. Standard filters are 60% Coarse ISO filters. These large dust filters filter 80-90% of particles of size > 10µm. Hair, sand, textile threads, pollen and other forms of coarse dust are examples.

Both F7 & G4 replacement filters are available on request



Ubiflux W225 4/0

Ubiflux W325 & W400 4/0

The device demonstrated above is a left-hand version; for a right-hand version, the preheater connection, the bypass valve and the siphon connection are installed in mirror.

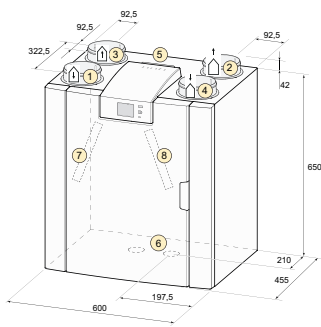
1	Touch screen	9	Exhaust fan	17	Relay output (x19)
2	USB socket	10	Siphon connection	18	Connection 24V (x18)
3	Service connection	11	Power fan	19	E-bus socket
4	Light	12	Heat exchanger	20	Connection 24V (x16)
5	Maximum preheater protection	13	Bypass valve	21	ModBus/Bus socket (x15)
6	Preheater	14	Output filter	22	Position switch connection (x14)
7	Temperature sensor	15	Bypass valve		
8	Power filter	16	Power cable 230V		

Acoustic data W225							
Ventilation capacity [m³/h]		50	100	100	150	150	225
Power level acoustic Lw(A)	Static pressure [Pa]	25	25	50	50	100	100
	Box radiation [dB(A)]	28	31	33,5	38,5	40,5	45,5
	Driven from home *[dB(A)]	<30	<34,5	<36,5	44	43	47,5
	Leads to home *[dB(A)]	43,5	48,5	50,5	55	57,5	62,5

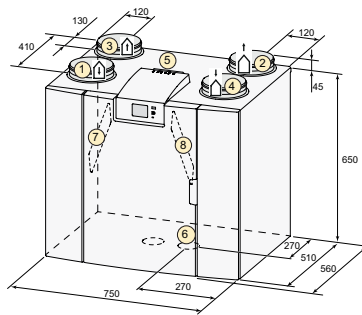
Acoustic data W325									
Ventilation capacity [m³/h]		100	150	150	200	200	250	325	325
Power level acoustic Lw(A)	Static pressure [Pa]	25	25	50	50	100	150	150	150
	Box radiation [dB(A)]	27	34	35	40	41	46	51	51
	Driven from home *[dB(A)]	32	40	38	46	44	49	55	55
	Leads to home *[dB(A)]	44	49	51	55	57	62	69	69
	Conducted from the outside*[dB(A)]	-	-	-	-	-	-	-	56
	Conducted to the outside *[dB(A)]	-	-	-	-	-	-	-	68

Acoustic data W400						
Ventilation capacity [m³/h]		150	250	350	400	400
Power level acoustic Lw(A)	Static pressure [Pa]	25	50	100	100	150
	Box radiation [dB(A)]	37	43,5	52	55	57,5
	Driven from home *[dB(A)]	43,5	46,5	51	61	58
	Leads to home *[dB(A)]	50	58	69,5	71	72
	Conducted from the outside*[dB(A)]	-	-	-	-	57
	Conducted to the outside *[dB(A)]	-	-	-	-	70,5

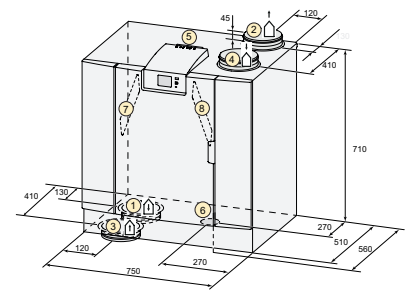
*: In practice the value may deviate by 1dB(A) due to measurement tolerances



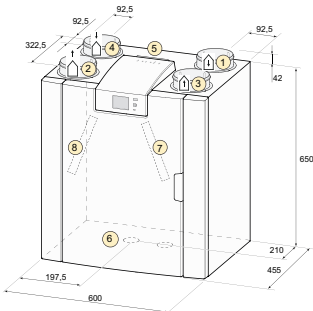
Ubiflux W225 4/0 left



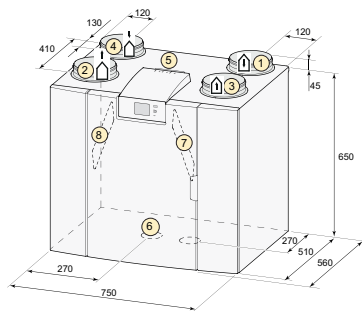
Ubiflux W325 & W400 4/0 left



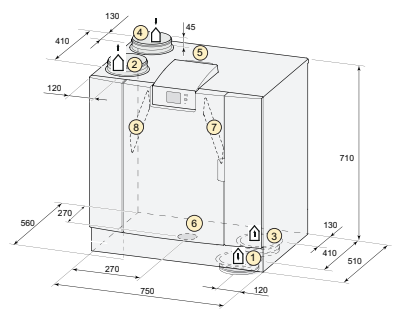
Ubiflux W325 & W400 2/2 left



Ubiflux W225 4/0 right



Ubiflux W325 & W400 4/0 right



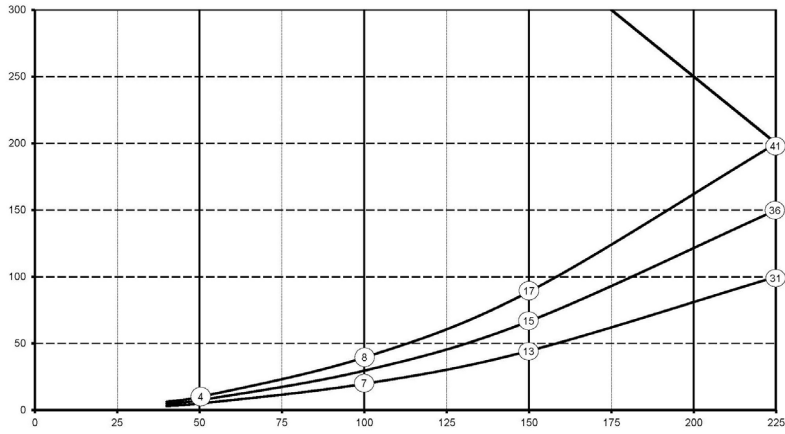
Ubiflux W325 & W400 2/2 right

The Ubiflux Vigor is available in a left or right version. In a left-hand version, the "hot" connections (from house 3 and to the home 1) are to the left of the unit; the siphon is then mounted in the right opening under the device. In a straight version, the "hot" connections (1 & 3) are on the right side of the device. All dimensions are in millimeters.

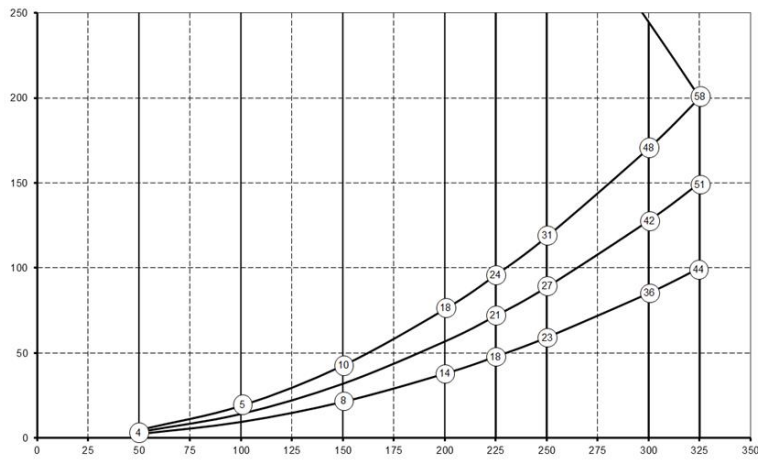
Spigot diameter in mm: W225 = Ø125mm; W325 = Ø160mm; W400 = Ø180mm

1		2		3		4	
	To the home		Outwards		From the outside		Electrical connections
5	Electrical connections						
6	Siphon or condensate connection						
7	Outlet air filter						
8	Inlet air filter						
9	Suspensions / fixings						

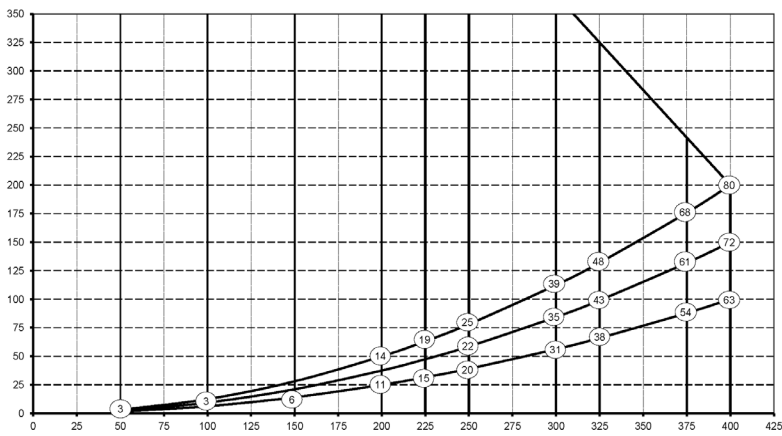
Fan curve Ubiflux Vigor W225



Fan curve Ubiflux Vigor W325



Fan curve Ubiflux Vigor W400



The value displayed in the circles is the power (in Watts) per fan.

Our intelligent & comprehensive solutions

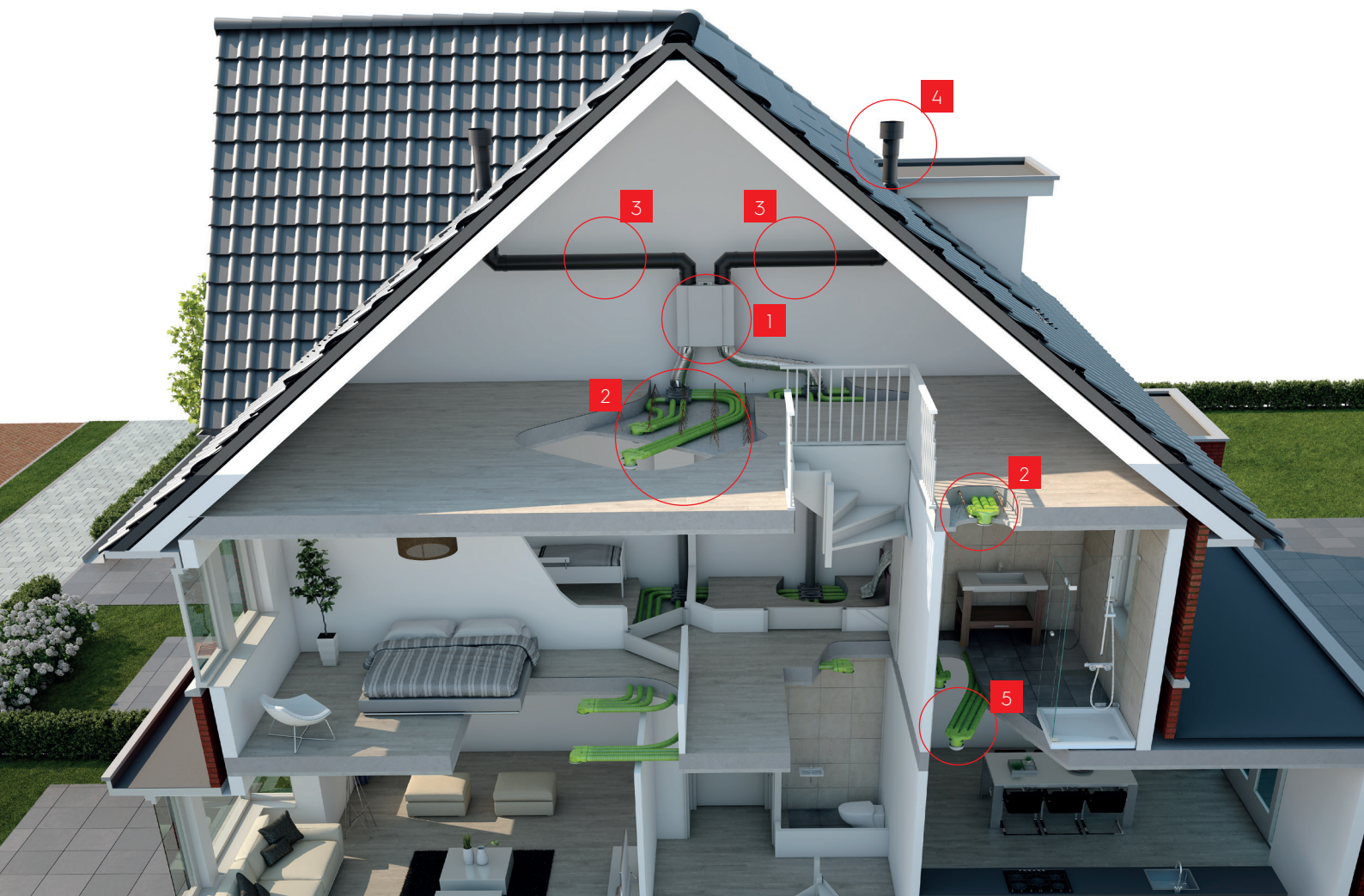
Fresh clean air at home at all times

For years, Ubbink has been the benchmark for high quality ventilation systems. As a member of the German Centrotherm Group, we develop and produce our ventilation systems entirely in-house.

Ubbink offers global solutions for residential ventilation. We are unique in this regard, and we are proud of it!

A complete Ubbink ventilation system consists of 5 elements, from the ventilation unit to the room valve as finishing element.

1. **Ubiflux ventilation units with heat recovery:** very compact ventilation units for wall or ceiling mounting
2. **Air Excellent air distribution system:** flexible and modular
3. **Aerfoam insulated ducts:** zero-carbon footprint
4. **Roof and wall passages:** for flat and pitched roofs, insulated and uninsulated
5. **Valves:** Ceiling mounted Supply & extract valves (adjustable)





Ubbink UK • @info@ubbink.co.uk •  www.ubbink.com